

PF-P320

Folder



The PF-P320 Automatic Desktop Folder from Standard provides users ultra-convenient operation and exceptional folding speed and productivity. Fully featured for quick and simple set-ups, the state-of-the-art PF-P320 will deliver years of dependable folding.

- *High quality performance*
- *Compact desktop design*
- *Push button fold selection*


 **STANDARD**

PF-P320

The PF-P320 automatic folder from Standard with pre-programmed fold setting and Liquid Crystal Display achieves a new level of operator confidence with its operational ease and reliability, accurate feeding capabilities and exceptional productivity. Churches, schools, clubs, businesses, corporate copy centers, quick printers; virtually any organization seeking to improve their desktop folding productivity while maintaining user friendly operation will find the PF-P320 to be a terrific solution!

Simple Operation


The operator selects from four preset sheet sizes and six fold patterns with the press of a button. Operational procedures are clearly viewed on the LCD screen. The large start/stop feed button and other operator controls are easily identified and uncomplicated to use.



Selecting A Fold Pattern

Six popular folds are pre-programmed for selection: letter, half, double parallel, engineering, Z-fold and gate folds. Producing a cross fold with the optional cross-fold accessory is quick and easy, as is manually overriding the automatic settings for non-standard stock sizes.

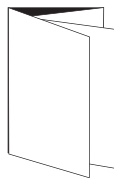
Preset Fold Patterns




Letter Fold



Half Fold




Double Parallel Fold



Engineering Fold



Z-Fold



Gate Fold



Programmable Memory Function

There are two programmable memory settings for custom folds and by selecting counter mode you can set preset counter with 10 digit key pad.

Simple Maintenance

The PF-P320 is designed for easy operator maintenance. The feed roller and paper separator pad replace easily. Tool-less removal of the fold rollers makes cleaning or replacement a simple task.



S p e c i f i c a t i o n s	
Paper Sizes (WxL):	2.6" x 3.4" to 11" x 17"*
Stock Weights:	13# to 70#**
Maximum Folding Speeds:	
8.5 x 11	Up to 250 sheets/minute
11 x 17	Up to 160 sheets/minute
Noise Reduction Mode:	Up to 150 sheets/minute
Fold speeds will vary slightly by paper size and fold patterns	
Feed Tray Capacity:	200 - 250 sheets
Paper Size Presets:	5.5" x 8.5", 8.5" x 11", 8.5" x 14", 11" x 17"
Paper Fold Presets:	Letter, half, engineering, double parallel, Z-fold, gatefold
Programmable Modes:	Two custom fold memory settings
Electrical:	115V 60Hz
Weight/Shipping Wgt:	79.4 lbs./ 85 lbs
Dimensions (L x W x H):	37.7" x 19.4" x 23"
Special Features: Manual Fold Plate Adjustment with Power-Assist Function, Paper Jam Detection, Test Fold Button, Automatic Position LED for Conveyor Roller, Digital Counter: Four-Digit, Ascending and Preset Counter; Cross Fold Guide (Optional)	

* Limitations may apply when running sheet sizes below 2.6" W x 7" L

**Paper type and grain may affect specification.

Specifications are subject to change without notice.



Call LifeWay at 800-464-2799 or visit LifeWaystores.com/standard for pricing.